

SET - I
SUMMATIVE ASSESSMENT - II - 2016 - 2017
MATHEMATICS
(English Medium)

Class : VIII

(Max. Marks : 80)

PART - A

SECTION - I

4 x 2 = 8

1. It is true (½m)
 For writing, There are '2n' non-square numbers between n^2 and $(n+1)^2$ (½m)
 For writing, There are $2 \times 7 = 14$ non-square numbers between 7^2 and $8^2(7+1)^2$
 For writing, There are $2 \times 8 = 16$ non-square numbers between 8^2 and $9^2(8+1)^2$ (½m)
 Hence there are 30 non-square numbers between 7^2 and 9^2 (½m)

2. Given that $2^{-3} = \frac{1}{2^x} \Rightarrow 2^{-3} = 2^{-x} \left(\therefore \frac{1}{a^m} = a^{-m} \right)$ (1m)
 $\therefore x = 3$ (1m)

3. For writing, Mean $\bar{x} = A + \frac{\sum(x_i - A)}{N}$ (1m)
 A = Estimated mean
 x_i = i^{th} observation
 N = Number of observations (1m)

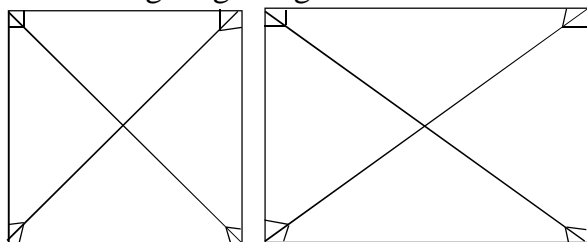
4. For writing any two congruent objects in daily life
 For example, i) one rupee coins released in the same year by RBI (1m)
 ii) Blades of a ceiling fan (1m)

SECTION - II

5x4 = 20

5. Given that $\frac{6x-7}{3x+2} = \frac{5}{8}$
 for writing, $9(6x-7) = 5(3x+2)$ (1m)
 $48x-56 = 15x+10$ (1m)
 $33x = 66$ (1m)
 for simplifying, $x = 2$ (1m)

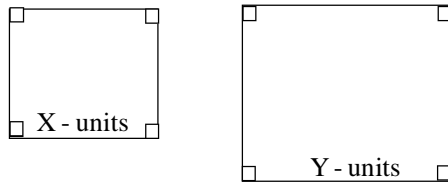
6. For writing
 If diagonals of a parallelogram are equal
 then the angles should be 90° between any two adjacent sides (1m)
 We know that in Rectangle and square have 90° of angle between adjacent sides (1m)
 For drawing rough diagrams



7. For writing
 8 pumps fill a tank in 1hr.30min = 90min
 Let 6 pumps can fill the same tank in 'x' min (½m)
 For writing Ratio of pumps = 8:6
 Ratio of time = 90:x (1m)
 For writing Ratio of pumps is inversely proportion to time (½m)
 for writing ∴ 8:6 = x:90 (½m)
 For simplifying $6x = 8 \times 90$

$$x = \frac{8 \times 90}{6} = 120$$
 (½m)
 For writing, ∴ 6 pumps can fill the tank in 120 min. (½m)

8. For drawing two squares of different sides (½m)



- For proving they are similar (sides ratios equal) (½m)
 To find perimeters (4x & 4y) (½m)
 for writing observation (perimeters ratio is same as ratio of sides) (½m)
 For finding areas (½m)
 To find the ratio of areas ($x^2:y^2$) (½m)
 For writing observation (½m)
 (Areas ratio is same as ratio of squares of sides)

9. For writing
 We know that class marks are mid values of class intervals this means class boundaries lie between every two successive class marks.
 The difference between two successive class marks = $h = 23 - 11 = 12$, lower boundary

$$= x - \frac{h}{2}, \text{ upper boundary} = x + \frac{h}{2} \quad (1m)$$

Class Mark		Exclusive Classes	Frequency	Less than cumulative frequency	Greater than cumulative frequency
11	$\left(11 - \frac{12}{2}\right) - \left(11 + \frac{12}{2}\right)$	5-7	6	6	70
23	$\left(23 - \frac{12}{2}\right) - \left(23 + \frac{12}{2}\right)$	17-29	11	17	64
35	(35-6) - (35+6)	29-4	15	32	53
47	(47-6)-(47+6)	41-53	22	54	38
59	(59-6) - (59+6)	53-65	9	63	16
71	(71-6) -)71+6)	65-77	7	70	7 (3m)

- For writing exclusive classes
 For writing less than cumulative frequency
 For writing greater than cumulative frequency

SECTION - III

4x8 = 32

10-A By using information, for drawing diagram

(2m)

From the diagram

ΔAPQ , ΔCRS are right angles triangles

AQRC and PLTS are trapeziums

For calculating

$$AC = PC - PA = 110 - 30 = 80m$$

$$CS = PS - PC = 200 - 110 = 90m$$

$$DS = PS - PD = 200 - 160 = 40m$$

$$BD = PD - PB = 160 - 70 = 90m$$

For finding

$$\begin{aligned} \text{Area of } \Delta APQ &= \frac{1}{2} \times AQ \times AP \\ &= \frac{1}{2} \times 40 \times 30 = 600sq.m \end{aligned}$$

For finding

$$\begin{aligned} \text{Area of trapezium } \Delta QRC &= \frac{1}{2} \times AC(AQ + CR) \\ &= \frac{1}{2} \times 80(40 + 60) \\ &= 4000sq.m \end{aligned}$$

For finding

$$\begin{aligned} \text{Area of } \Delta CRS &= \frac{1}{2} \times CR \times CS \\ &= \frac{1}{2} \times 60 \times 90 = 2700sq.m \end{aligned}$$

For finding,

$$\begin{aligned} \text{Area of trapezium PLTS} &= \frac{1}{2} \times LB(TL + SP) \\ &= \frac{1}{2} \times 25(90 + 200) \quad (\because TL = BD) \\ &= 3625sq.m \end{aligned}$$

For finding

$$\begin{aligned} \text{Area of the field} &= 600 + 4000 + 2700 + 3625 \\ &= 10,925sq.m \end{aligned}$$

10-B Given that side of the square = 55cm

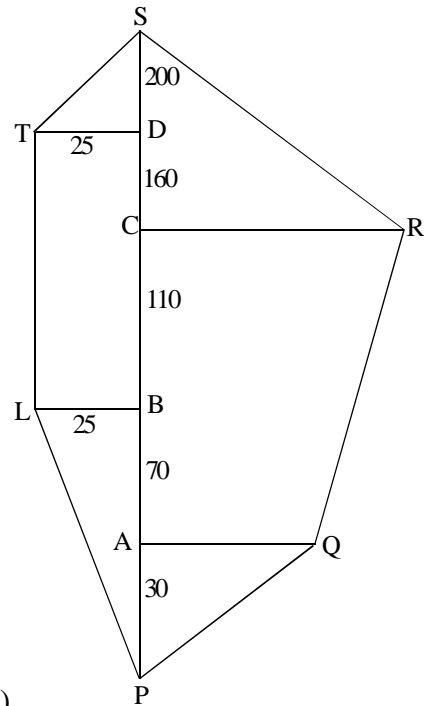
For finding, Length of the wire = Perimeter of the square (1m)

$$= 4 \times \text{side}$$

$$= 4 \times 55 = 220cm \quad (1m)$$

For writing, now again the wire is bent into the form of a circle

\therefore Length of the wire = circumference of the circle (2m)



For finding ,

$$\therefore 2\pi r = 220$$

$$2 \times \frac{22}{7} \times r = 220 \quad (1m)$$

$$r = 35\text{cm}$$

For finding, Area of the circle

$$\begin{aligned} & \pi r^2 \\ & \frac{22}{7} \times 35 \times 35 \\ & = 3850\text{sq.cm} \end{aligned}$$

11-A For writing

(i) True

Reason: The shape, sides and angles do not change by rotation (1m)

For writing

(ii) False

Reason: Any two circles are always similar irrespective of their radii (1m)

For writing

(iii) FALSE

Reason: Reason: One measurement is required to say the congruency property (1m)

For writing

(iv) FALSE

Reason: All equilateral triangles are similar (1m)

11-B For taking a pythagorean triplet

[for example : (6,8,10) or (3,4,5) or (8,15,17) (1m)

For writing

Three multiples of the pythagorean triplet (3m)

For checking

these three multiples of the triplet form (3m)

Pythagorean triplets

[by using pythagoras theorean, (hypotenuse)² = (side)² + (side)²]

For writing

Multiples of a pythagorean triplex are also pythagoren triples (1m)

12-A Given that

Principal P = ` .10,000

$$\text{Rate of Interest } R = 8\frac{1}{2}\% = \frac{17}{2}\%$$

Time = 1 year 3 months

$$= (1 \text{ year} + \frac{3}{12} \text{ year})$$

$$= 1\frac{1}{4} \text{ year}$$

For writing

$$\text{Amount } A = P \left(1 + \frac{R}{100} \right)^n \quad (1m)$$

$$\begin{aligned}
\text{For finding} &= 10,000 \left(1 + \frac{17}{100} \right)^{\frac{1}{4}} \\
&= \left[10,000 \left(1 + \frac{17}{100} \right)^1 \right] \left[1 + \frac{\frac{1}{4} \times 17}{100} \right] \\
&= \left[10,000 \left(1 + \frac{17}{100} \right) \right] \left[1 + \frac{17}{400} \right] \\
&= \left[10,000 \left(\frac{217}{200} \right) \right] \left[\frac{817}{800} \right] \\
&= \frac{217 \times 817}{16} \\
&= 11080.56 \text{ (approximately)} \qquad (5m)
\end{aligned}$$

For finding

$$\begin{aligned}
\text{Compound Interest} &= A - P \\
&= 11,080.56 - 10,000.00 \\
&= \text{` } 1080.56 \qquad (1m)
\end{aligned}$$

12-B Selling Price of each cell phone = ` 1980

Profit on one = 10%

Loss on the other = 10%

For finding C.P, When Profit occurs

$$\begin{aligned}
\text{Cost Price} &= \frac{100 \times \text{S.P}}{100 + 8\%} \\
&= \frac{100 \times 1980}{100 + 10} \\
&= \frac{100 \times 1980}{110} \\
&= \text{` } 1800.00 \qquad (2m)
\end{aligned}$$

For finding C.P , When loss occurs

$$\begin{aligned}
\text{Cost Price} &= \frac{100 \times \text{S.P}}{100 - \%} \\
&= \frac{100 \times 1980}{100 - 10} \\
&= \frac{100 \times 1980}{90} \\
&= \text{` } 2,200.00
\end{aligned}$$

For writing

$$\begin{aligned}\text{Total cost price} &= 1800+2200 \\ &= \text{` } 4000.00\end{aligned}$$

$$\begin{aligned}\text{Total selling price} &= 1980+1980 \\ &= \text{` } . 3960.00\end{aligned}$$

For finding,

Total cost price > Total selling price
 \therefore on the whole loss occurs

$$\text{Loss\%} = \frac{\text{loss}}{\text{C.P}} \times 100$$

$$= \frac{40}{4000} \times 100$$

$$= 1$$

(2m)

13-A For writing scale

(1m)

For drawing axes and labelling

(2m)

(on x-axis taking classes, frequency on Y-axis)

For drawing 5 bars

(5m)

13-B For preparation of table

(2m)

(upper boundaries, less than cumulative frequency)

For writing scale

For drawing axes and labelling

(on X-axis taking upper boundaries, less than cumulative frequencies
on Y-axis)

(2m)

Plotting points and drawing graph

(3m)

PART - B

SECTION - IV

14 (D)

15(A)

16(D)

17(A)

18(B)

19(D)

20(C)

21(C)

22(B)

23(D)

24(B)

25(C)

26(A)

27(C)

28(B)

29(C)

30(A)

31(C)

32(B)

33(D)