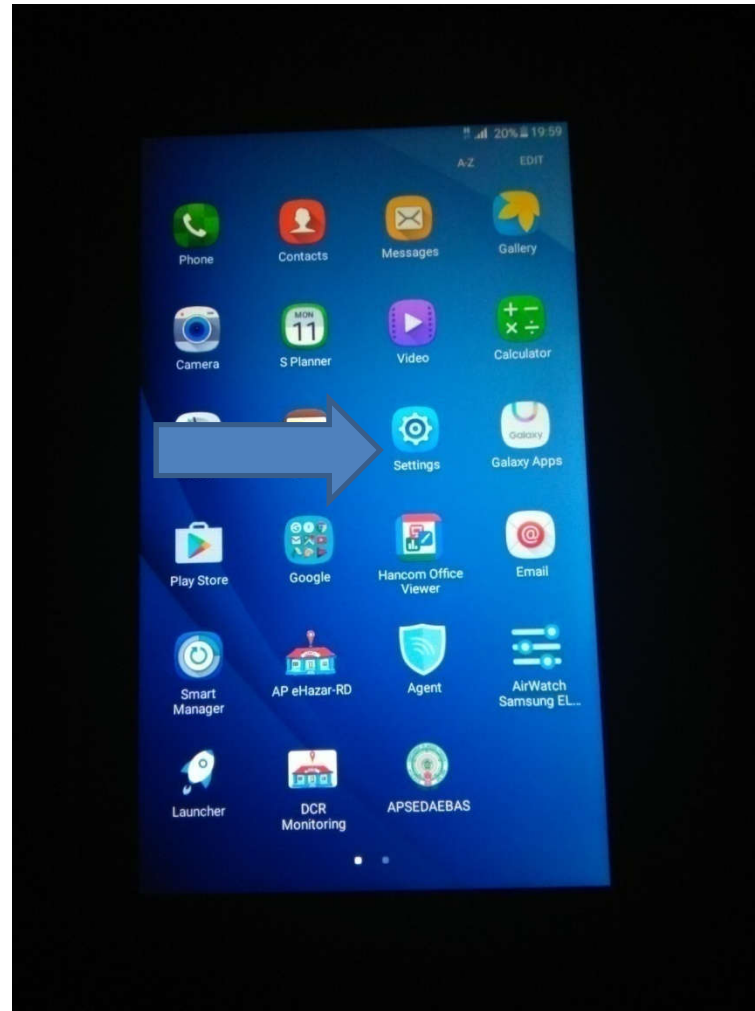
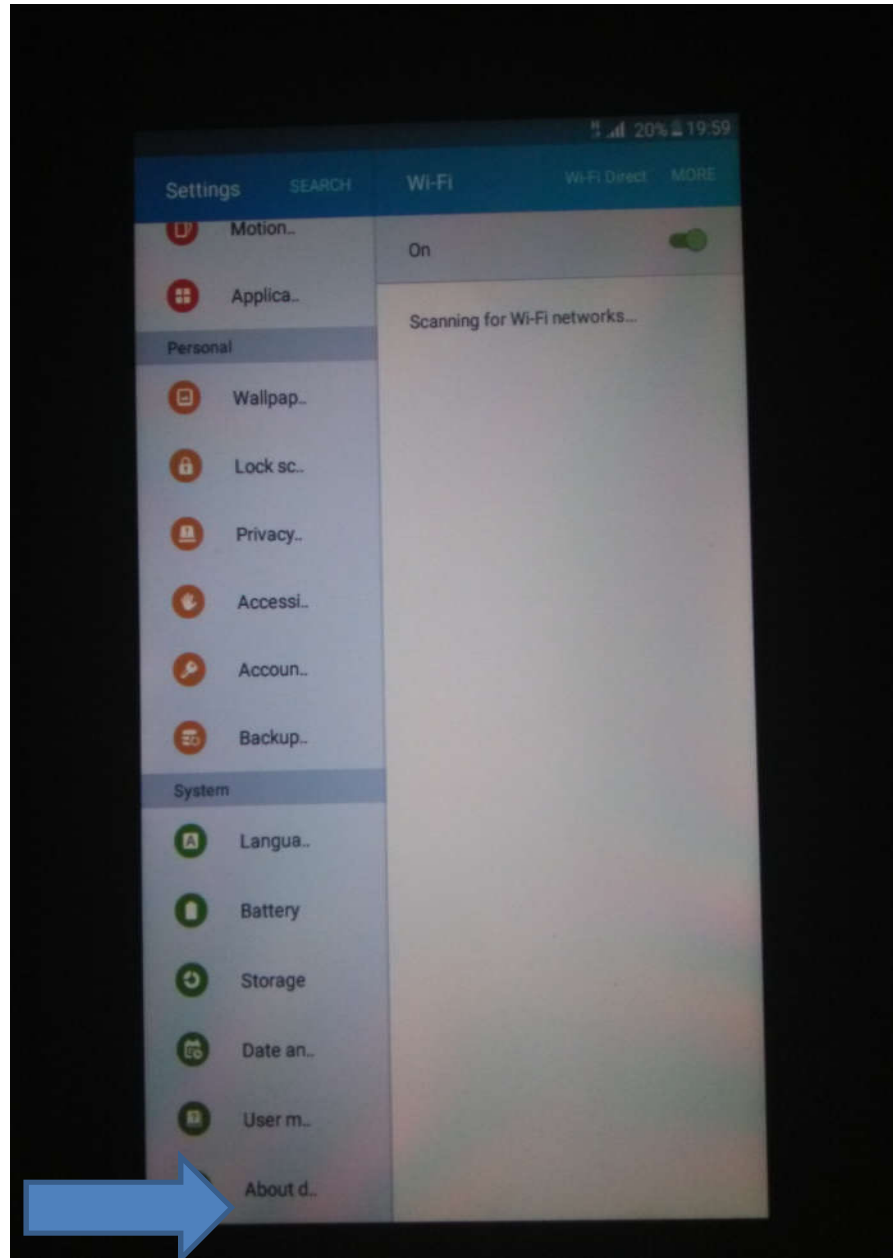


RD Services Updation

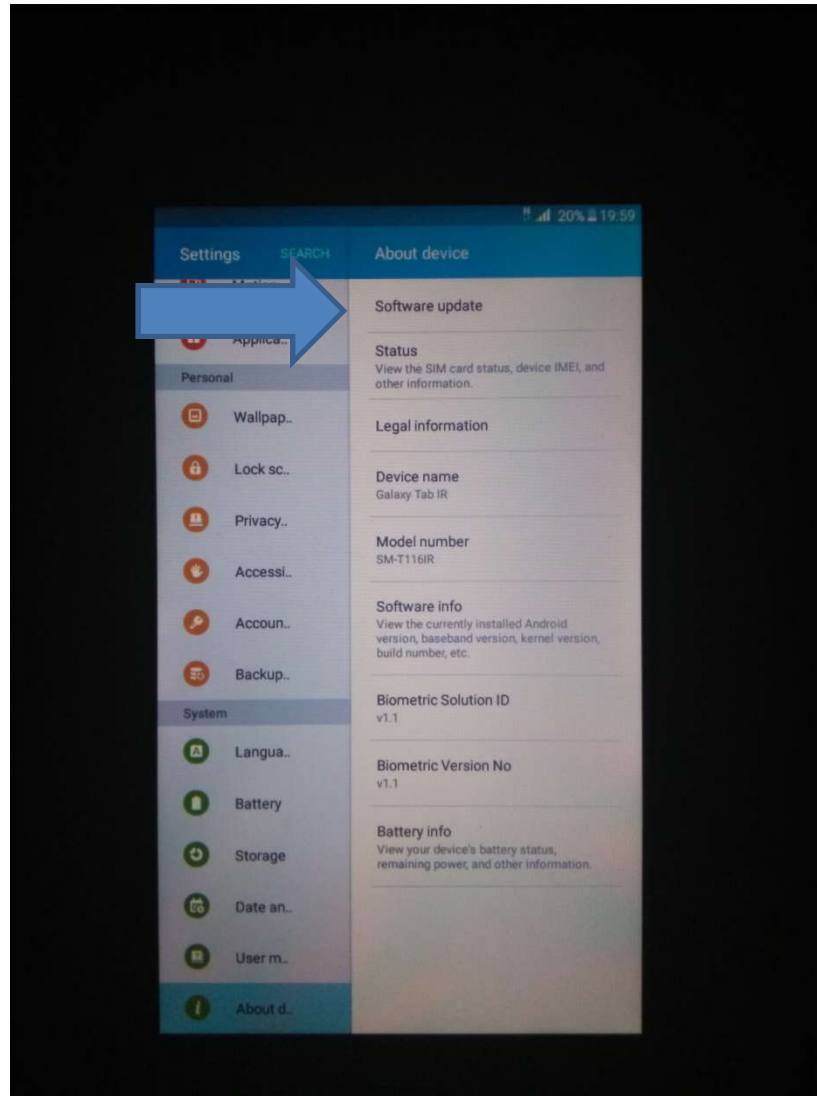
Step1: Goto Settings



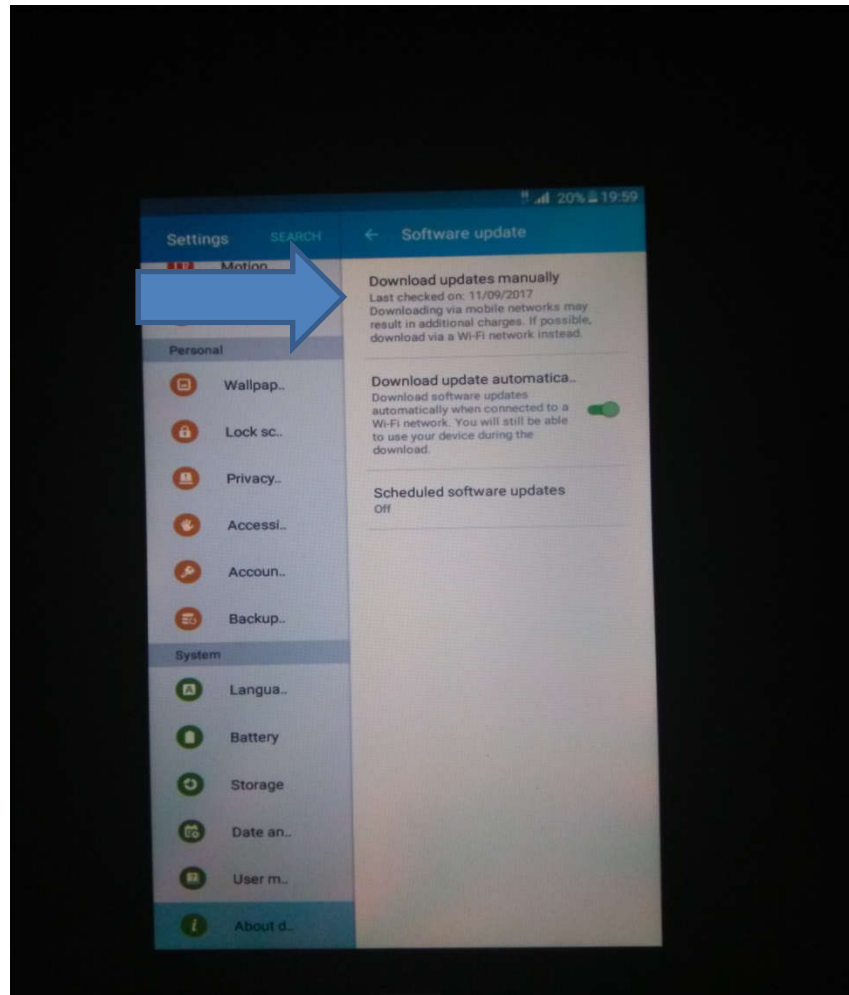
Step2: click on About device



Step3: click on Software update



Step4: click on Download updates Manually



- Step5: After 100% - Updation process is done and click on Install now and then tab will be restarted .
- Step6: After restarted click on NRD service App it will updated to AP eHazar-RD service after 100% process complete.
- Step7: Click on that AP eHazar-RD app and then click on login.



SAMSUNG

22% 18:07



School Information Management System

Government of Andhra Pradesh



Login

V1.2.4

DeviceID: 358520071260223

Powered by
APonline



Gmail

- Step8: If it ask the aadhar updation enter the aadhar number of the particular person and click the verify-button and take the Iris capture after that it displays as Success after authenticate with aadhar services.
- Step9: For the teacher and students attendance goto Attendance capture and enter the Id-number and click on verify button and take the Iris capture it displays as Success after authenticate with aadhar seVICES.

Process to take the Attendance of Students in AP eHazar-RD

- Step1: In the Dashboard click on Update Student Roll ID and section.
- Step2: Select the class (For ex: 2)
- Step3: enter the section (For ex:A) and roll number (For ex: 1)
- Step4: and click on Submit option.

SAMSUNG

91% 15:38









School Information Management System

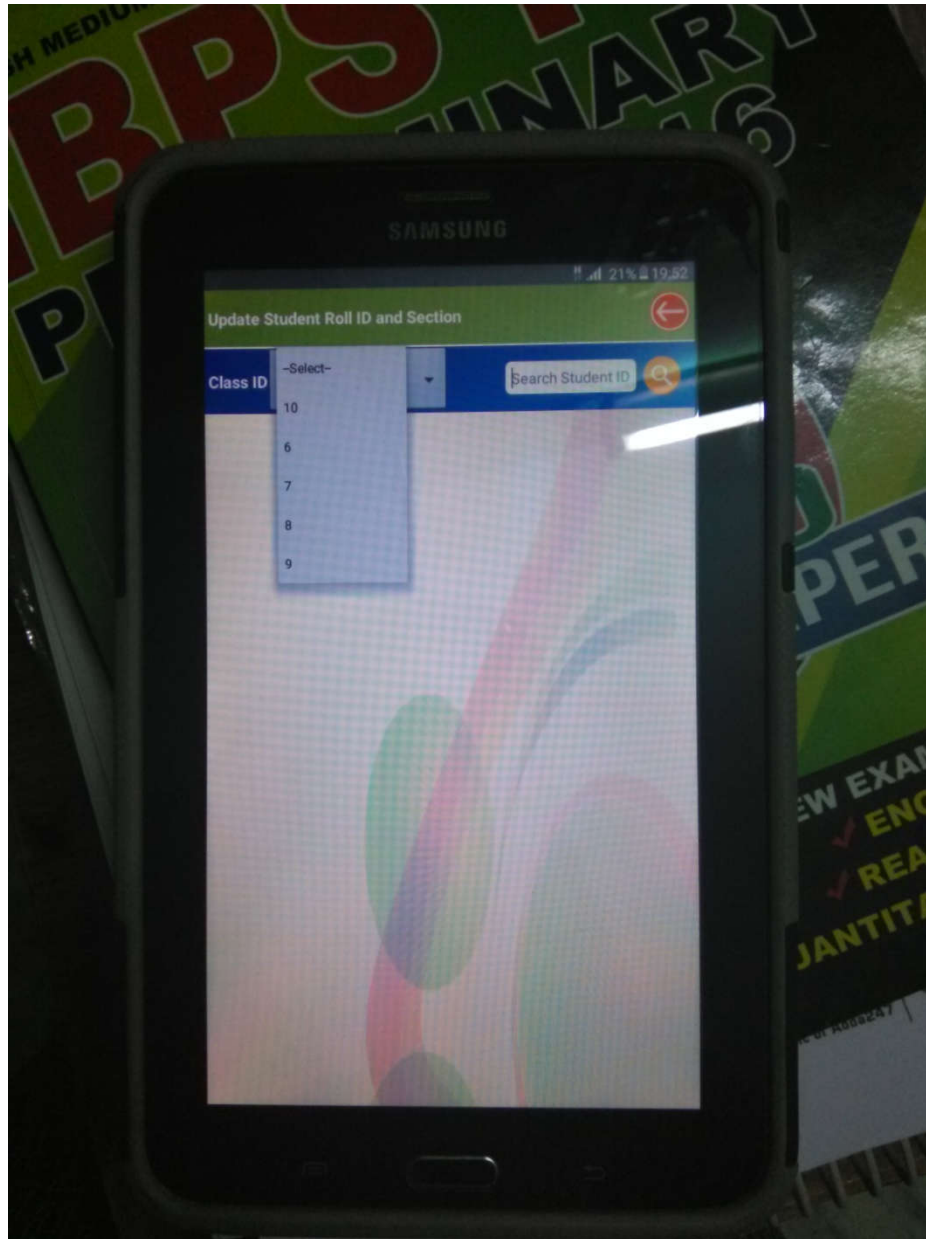
Government of Andhra Pradesh

Dash Board

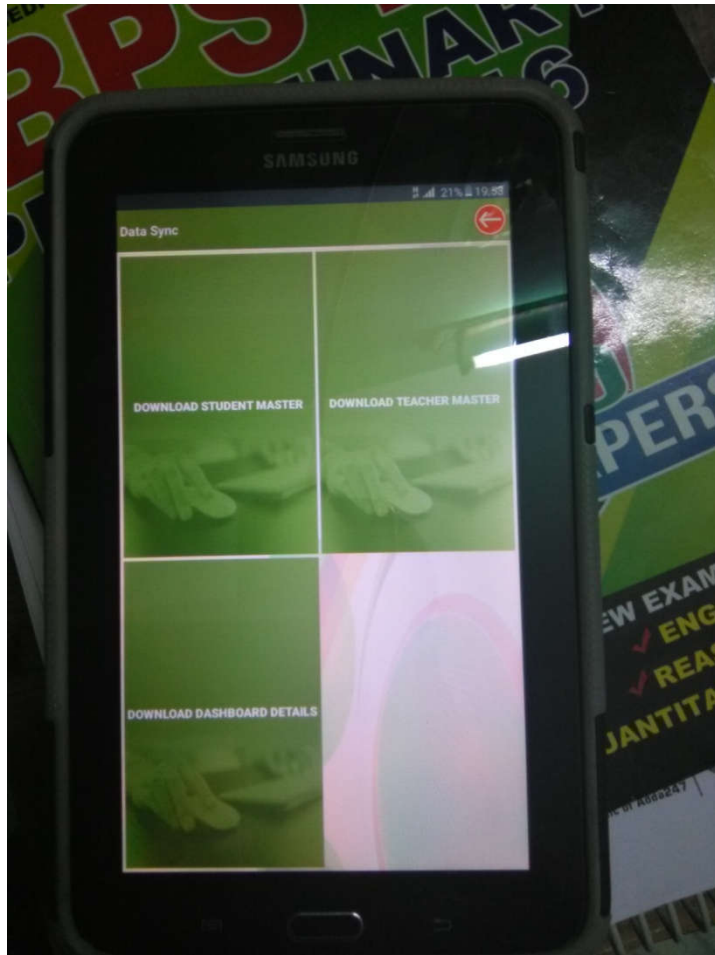
School Code	: 28111901301
School Name	: MPPS K.P.COLONY
Mandal Name	: SRIKAKULAM
Village Name	: ALIKAM
District Name	: SRIKAKULAM
Total No. of Students	: 22
Attended Students	: 0
Total No. of Teachers	: 2
Attended Teachers	: 1



-  Attendance Capture
-  Update Student Roll ID and Section
-  Reports
-  Aadhaar Seeding
-  Data Sync
-  Help



- Step5: Goto Data sync option and click on the Download Student Master , Download Teacher Master & Download Dashboard details .
- Step6: After that goto Attendance capture and enter the student id .(For ex: 2A1 here 2= class,A=section,1=Roll number)



SAMSUNG

91% 15:38

School Information Management System

Dash Board	
School Code	: 28111901301
School Name	: MPPS K.P.COLONY
Mandal Name	: SRIKAKULAM
Village Name	: ALIKAM
District Name	: SRIKAKULAM
Total No. of Students	: 22
Attended Students	: 0
Total No. of Teachers	: 2
Attended Teachers	: 1



- Attendance Capture
- Update Student Roll ID and Section
- Reports
- Aadhaar Seeding
- Data Sync
- Help

- Step7: then click on verify option and take the iris capture of the student after the green indication it will displays as success .

Thankyou